




ELECTRO PVT.LTD.



MACHINE POWER SWITCHES

Rotary switches are used for controlling, automating and monitoring movements of a machine. These switches are used successfully as control switch on CNC machines, stamping machines, forging presses, sheet metal forming machines, welding machinery, machine tools, packaging machines, assembly machinery, transfer lines, transport equipment, lifts & elevators, construction machinery, mining equipment, steel plants and in the off-road automobile industry.



Attractive combination of colors for Knob, Handle & Escutcheon plates.

Silver alloy contacts used have a very high durab

Pad locking and lockable handles available for additional security and safety

A double break contact ensures positive making

Cams used for contacting makes it suitable for switching in various programmable combinations.

Modular design to achieve any number of poles wi

MACHINE POWER SWITCHES

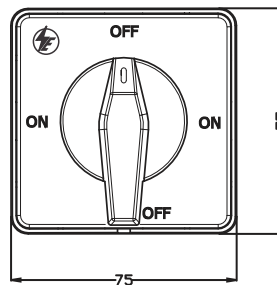
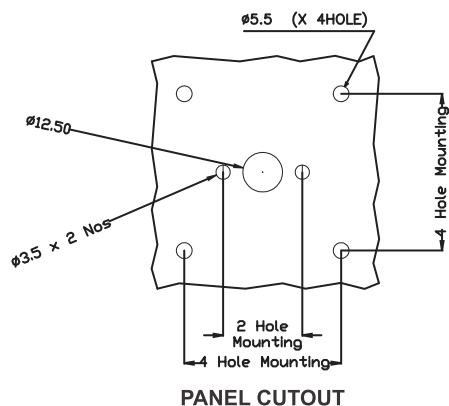


Construction

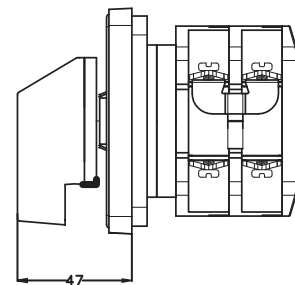
This switch is designed to operate electric motors and hence conforms to motor duty test for reversing and forwarding as well as inching of electric motor. They principally offer large number of possible switching combinations with consistent quality and reliability. They are modular in design with contact housing stacked with indexing mechanism. The operating knob is attached to steel shaft that rotates the cams which drive the contacts to an unlimited combination of contact programme. The housing is made of engineering thermoplastic material, each housing consists of two sets of contacts. The contacts are mechanically opened & are closed using springs that provide force to achieve desirable contact pressure. Two poles can be arranged in each set of contact housing making it compact for the application. This switch has IP65 ingress protection under PD3 environment making the switches safe and secure.

Specifications

Conventional free air thermal current (Ith)	10A	16A	20A	25A	32A	40A	63A
Rated operational voltage (Ue) a.c.	440 V	440 V	440 V	440 V	440 V	440 V	440 V
Rated operational current (Ie) a.c.	10A	16A	20A	25A	32A	40A	63A
Rated operational current (Ie) d.c.	1A	1A	1A	2A	2A	2A	2A
3Φ Motor Ratings @440 / 460VAC	2.0HP	3.0HP	5.0HP	7.5HP	10.0HP	12.5HP	25.0HP
(*Reduce rating by 1/2 for 1Φ)							
Utilization category	AC - 23A, DC -13A	AC - 23A, DC -13A	AC - 23A, DC -13A	AC - 23A, DC -13A	AC - 23A, DC -13A	AC - 23A, DC -13A	AC - 23A, DC -13A
Dielectric strength	2.5 kV	2.5 kV	2.5 kV	2.5 kV	2.5 kV	2.5 kV	2.5 kV
Rated impulse withstand voltage (Uimp)	2.5 kV	2.5 kV	2.5 kV	3 kV	3 kV	4 kV	4 kV
Insulation resistance	≥ 500 MΩ	≥ 500 MΩ	≥ 500 MΩ	≥ 500 MΩ	≥ 500 MΩ	≥ 500 MΩ	≥ 500 MΩ
Standard mounting 2 Hole (mm)	M3 - 25 CTC	M3 - 25 CTC	M3 - 25 CTC	-	-	-	-
Standard mounting 4 Hole (mm)	M4 - 36 CTC	M4 - 36 CTC	M4 - 36 CTC	M5 - 49.5 CTC	M5 - 49.5 CTC	M5- 48.0 CTC	M5- 68.0 CTC
Mechanical life (Operations)	3,00,000	3,00,000	3,00,000	3,00,000	3,00,000	3,00,000	3,00,000
Electrical life (Operations)	1,00,000	1,00,000	1,00,000	1,00,000	1,00,000	1,00,000	1,00,000
Conforms to standard IS / IEC - 60947- 3							



TOP VIEW



SIDE VIEW



Corporate office & Plant I
L-25 MIDC Ambad, Nashik,
Maharashtra, India, 422010
Ph.: +91 253 6619372, 2384672

Plant II
W 72A, MIDC, Ambad, Nashik
Maharashtra, India, 422010
Ph.: +91 253 6600372

sales@shirkeswitch.net
www.shirkeswitch.net